





CAMLOCK COUPLINGS


POLYPROPYLENE


TYPE A	SIZE MM	PART No.
Camlock adaptor to female BSP thread 	20x15	PP15A
	20	PP20A
	25	PP25A
	32	PP32A
	40x32	PP4032A
	40	PP40A
	50	PP50A
	80	PP80A
	100	PP100A


TYPE B	SIZE MM	PART No.
Female camlock to BSP male thread 	20x15	PP15B
	20	PP20B
	25	PP25B
	32	PP32B
	40x32	PP4032B
	40	PP40B
	50	PP50B
	80	PP80B
	100	PP100B


TYPE C	SIZE MM	PART No.
Female camlock and hose shank 	20x15	PP15C
	20	PP20C
	25	PP25C
	32	PP32C
	40x32	PP4032C
	40	PP40C
	50	PP50C
	80	PP80C
	100	PP100C

TYPE D	SIZE MM	PART No.
Female camlock and female BSP thread 	20x15	PP15D
	20	PP20D
	25	PP25D
	32	PP32D
	40x32	PP4032D
	40	PP40D
	50	PP50D
	80	PP80D
	100	PP100D

TYPE E	SIZE MM	PART No.
Male camlock adaptor and hose shank 	20x15	PP15E
	20	PP20E
	25	PP25E
	32	PP32E
	40x32	PP4032E
	40	PP40E
	50	PP50E
	80	PP80E
	100	PP100E

TYPE F	SIZE MM	PART No.
Male camlock adaptor and male BSP thread 	20x15	PP15F
	20	PP20F
	25	PP25F
	32	PP32F
	40x32	PP4032F
	40	PP40F
	50	PP50F
	80	PP80F
	100	PP100F

TYPE DC	SIZE MM	PART No.
Female camlock dust cap 	20	PP20DC
	25	PP25DC
	32	PP32DC
	40	PP40DC
	50	PP50DC
	80	PP80DC
100	PP100DC	

TYPE DP	SIZE MM	PART No.
Male camlock dust plug 	20	PP20DP
	25	PP25DP
	32	PP32DP
	40	PP40DP
	50	PP50DP
	80	PP80DP
100	PP100DP	